

How to Make a Father's Day Picture Frame

Wednesday Workshop - June 9, 2021

Linda Bartolucci
www.inkstampandscrap.com/shop
linda@inkstampandscrap.com
www.inkstampandscrap.com



[click here to view video](#)

How to Make a Father's Day Picture Frame

Wednesday Workshop - June 9, 2021

Linda Bartolucci
www.inkstampandscrap.com/shop
linda@inkstampandscrap.com
www.inkstampandscrap.com



Dimensions

Heavy Card Stock - 6" by 4" and 3 3/4" by 2 1/4" *

Smoky Slate - 6" by 4" and 5 3/4" by 3 3/4"

Well Suited Designer Series Paper - 5 3/4" by 3 3/4"

Window Sheet - 4 1/2" by 3 1/4"

Basic Black - scrap at least 4 1/2" by 4 1/4" and scrap to mat tag punch

Basic White - at least 3" by 3" for Tailored Tag

* note I used the card stock that ships with packages of Designer Series Papers

To make this sample use the supplies above with the Stitched Rectangle dies, Grand Kid Stamp Set, Memento Tuxedo Ink and Tailored Tag Punch

How to Make a Father's Day Picture Frame

Wednesday Workshop - June 9, 2021

Linda Bartolucci
www.inkstampandscrap.com/shop
linda@inkstampandscrap.com
www.inkstampandscrap.com



Alternative Frame

Heavy Card Stock - 6" by 4" and 3 3/4" by 2 1/4" *

Soft Succulent - 6" by 4" and 5 3/4" by 3 3/4"

In the Wild Designer Series Paper - 5 3/4" by 3 3/4"

Window Sheet - 4 1/2" by 3 1/4"

Soft Succulent scrap at least 4 1/2" by 3 1/4" and more for leaves

* note I used the card stock that ships with packages of Designer Series Papers

To make this sample use the supplies above with the Stitched Rectangle dies and Artistic Dies

How to Make a Father's Day Picture Frame

Wednesday Workshop - June 9, 2021

Linda Bartolucci
www.inkstampandscrap.com/shop
linda@inkstampandscrap.com
www.inkstampandscrap.com



Alternative Frame

Heavy Card Stock - 6" by 4" and 3 3/4" by 2 1/4" *

Pale Papaya - 6" by 4" and 5 3/4" by 3 3/4"

Window Sheet - 4 1/2" by 3 1/4"

Calypso Coral scrap at least 4 1/2" by 3 1/4"

* note I used the card stock that ships with packages of Designer Series Papers

To make this sample use the supplies above with the So Sentimental dies, Pansy Patch Bundle, Calypso Coral Ink and Pale Papaya Ink

How to Make a Father's Day Picture Frame


Wednesday Workshop - June 9, 2021

Linda Bartolucci
www.inkstampandscrap.com/shop
linda@inkstampandscrap.com
www.inkstampandscrap.com



[A Grand Kid Cling Stamp Set \(En\) - 152500](#)

Add to Cart




[Basic White 8-1/2" X 11" Cardstock - 159276](#)

Add to Cart



[Smoky Slate 8-1/2" X 11" Cardstock - 131202](#)

Add to Cart



[Basic Black 8-1/2" X 11" Cardstock - 121045](#)

Add to Cart



[Pale Papaya 8-1/2" X 11" Cardstock - 155668](#)

Add to Cart



[Calypso Coral 8-1/2" X 11" Cardstock - 122925](#)

Add to Cart



[Soft Succulent 8-1/2" X 11" Cardstock - 155776](#)

Add to Cart



[Well Suited 12" X 12" \(30.5 X 30.5 Cm\) Designer Series Paper - 154562](#)

Add to Cart



[Window Sheets - 142314](#)

Add to Cart



[In The Wild 12" X 12" \(30.5 X 30.5 Cm\) Designer Series Paper - 155817](#)

Add to Cart



[Painted Texture 3D Embossing Folder - 154317](#)

Add to Cart




[Stampin' Cut & Emboss Machine - 149653](#)

Add to Cart




[Mini Stampin' Cut & Emboss Machine - 150673](#)

Add to Cart



[Rectangle Stitched Dies - 151820](#)

Add to Cart



[Stitched So Sweetly Dies - 151690](#)

Add to Cart

How to Make a Father's Day Picture Frame

Wednesday Workshop - June 9, 2021

Linda Bartolucci
www.inkstampandscrap.com/shop
linda@inkstampandscrap.com
www.inkstampandscrap.com



[Pansy Patch Bundle \(English\) - 155674](#)

Add to Cart



[Pale Papaya Classic Stampin' Pad - 155670](#)

Add to Cart



[Calypso Coral Classic Stampin' Pad - 147101](#)

Add to Cart



[Tuxedo Black Memento Ink Pad - 132708](#)

Add to Cart



[Foam Adhesive Strips - 141825](#)

Add to Cart



[Simply Scored Scoring Tool - 122334](#)

Add to Cart



[Paper Trimmer - 152392](#)

Add to Cart



[Multipurpose Liquid Glue - 110755](#)

Add to Cart

Add All to Cart